

GOMINIGO MERCEDES BENZ TOWHOOK THREAD SIZING TOOL

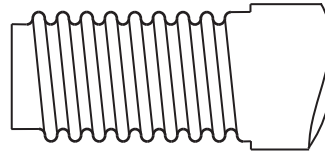


Figure 1

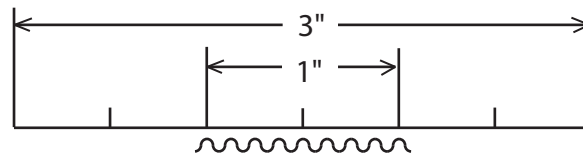




Figure 2

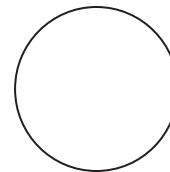
1. Print this page.
2. Ensure that your print is at the correct scale by measuring the 3" dimension (Figure 2) with a ruler.
3. Your towhook threads should look like the representation shown above in Figure 1. As shown above in Figure 2, your towhook should have 8 threads per inch for our products to fit your car.
4. To determine which 'NO HOLES' kit you will need for your Mercedes Benz, you will need to determine the diameter of the threads on your towhook. By using the circles below in Figure 3, lay your towhook over each circle to determine which circle is the same size as your towhook threads. Figure 4 below is an example of a towhook matching the MB1 size.



MB1

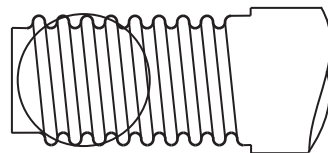


MB2



MB3

Figure 3



MB1

Figure 4